

ART PHOTOGRAPHY

YOUR CREATIVE JOURNEY
CONTINUES HERE...

GOING FURTHER



MARTIN OSNER
PHOTOGRAPHY SCHOOL

INTRO

After completing the initial five lessons in Art Photography and discovering the incredible potential of a camera and photographic system to create visually stunning art, it's time to delve deeper into the realm of art photography.

In the first module, you'll explore the world of abstract photography, utilizing a variety of innovative techniques. Then, in the second module, you'll experiment with physical textures using crystals and paint to evoke mood and emotion. Moving forward, you'll delve into abstract Impressionism through pinhole photography.

Finally, the course concludes with the fascinating art of photcollage as you learn how to prepare your artwork for printing.





Samantha Lee Osner

THE BEAUTIFUL ART OF ABSTRACT

Understanding abstract art is a fundamental component of creating impactful artwork. By mastering the abstract genre, you can enhance the overall impact of your art. This course has been specifically crafted to help you achieve this goal.

Through these lessons, you will embark on a decorative journey that will prepare you for a more emotive approach, which will be taught in subsequent fine art lessons.

Throughout the course, we will delve into the exploration of colour, texture, and pattern.

Similar to the first course, these workshops are designed for individuals who wish to learn and explore photography as a creative medium in the context of art. It's essential to be willing to learn and experiment with new techniques, even if you don't possess any prior knowledge.

THE DNA BEHIND THE TECHNIQUES



Watch this video to give you an insight into Martin's
philosophy into fine art photography

As with the previous course, this workshop consists of five two-and-a-half-hour lessons, presented once a week, followed by an evaluation session.

Classes are presented live using Zoom and include detailed video recordings to demonstrate new techniques.



ART IN PHOTOGRAPHY



Mike Hodgson

This course covers a variety of topics in fine art photography, including abstract art, pinhole photography techniques for creating abstract impressionism, physical paint and crystal overlays for adding texture and mood, and the art of photo collage. By exploring these techniques, you can develop your skills and move towards creating fine art photography that is not only visually striking, but also emotionally impactful.

"An Artist is an Explorer" — Henri Matisse

TEXTURE & MYSTIQUE

Evoke a sense of curiosity and mystery



René Gronewald

Texture and mystique often go hand in hand in art photography, as texture can be used to create a sense of mystery and intrigue that captures the viewer's attention. The visual and tactile qualities of texture can add depth and complexity to an image, while the element of mystique can evoke a sense of wonder and curiosity.

PAINTING OR PHOTOGRAPHY?




René Gronewald

For a fine art photographer, there is no greater compliment than being likened to a traditional painter. It is a testament to the photographer's skill in capturing light, composition, and subject matter in a way that evokes the same emotions and sensations as a painting. Building upon the techniques taught in the previous course to help you create a painterly expression through photography. This course, as with lessons 1-5, does not require in-depth knowledge of photography. Instead, it emphasizes the importance of exploring photography as an alternative creative medium within the framework of art. By embracing this approach, you can create images that are not just visually stunning but also emotionally resonant and thought-provoking.

STUDENT SHOWCASE

Ana Kruschewsky

PHOTO-COLLAGAGE



STUDENT SHOWCASE

Andre de Koker


TEXTURE



STUDENT SHOWCASE

Fumi Hirai

TEXTURE OVERLAY



STUDENT SHOWCASE

René Gronewald

BACK PROJECTION



STUDENT SHOWCASE

Ann Baret

ABSTRACT



STUDENT SHOWCASE

Leslie Hoyt

ABSTRACT



STUDENT SHOWCASE

Mike Hodgson

ABSTRACT IMPRESSIONISM



STUDENT SHOWCASE

SUE DOCERTY

ABSTRACT IMPRESSIONISM

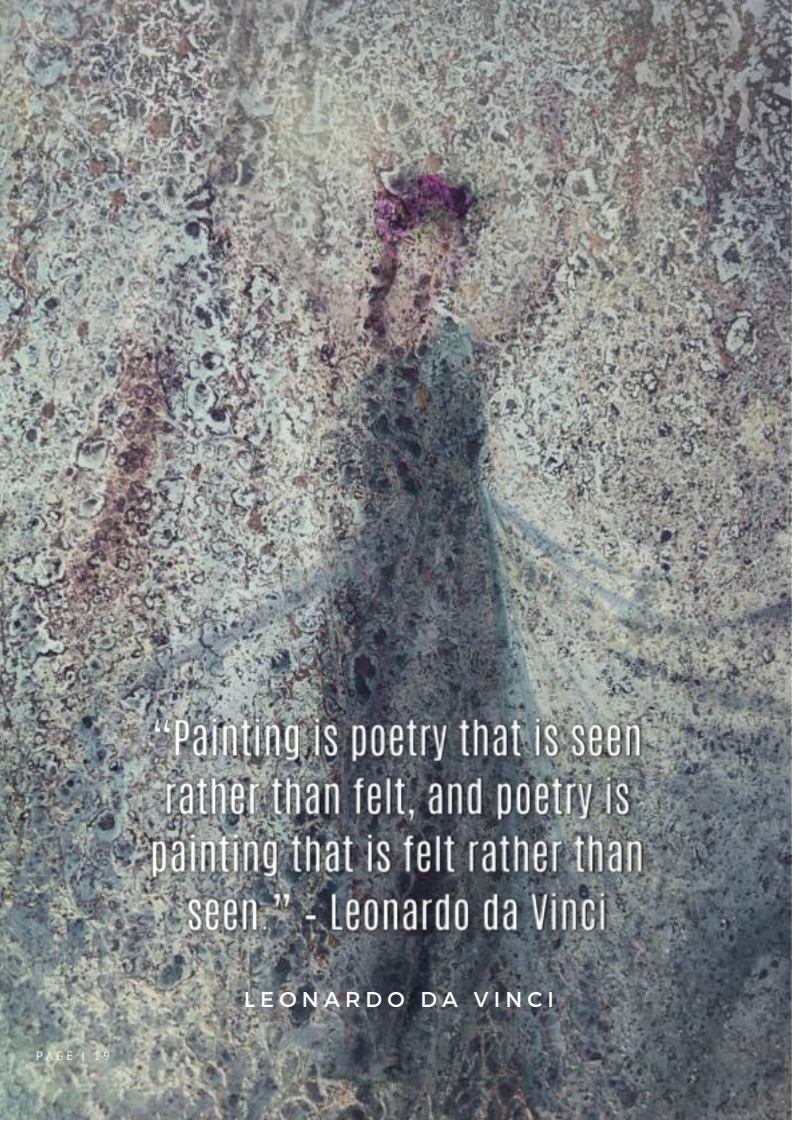


STUDENT SHOWCASE

Leslie Spiegel

3D OVERLAYS





“Painting is poetry that is seen
rather than felt, and poetry is
painting that is felt rather than
seen.” - Leonardo da Vinci

LEONARDO DA VINCI



INTERESTED ? NEXT COURSE

Starting date: 15 January 2024
Price: ZAR 9500 +- S 520
Deposit: 50%
Time: 15h00 - 17h30 (GMT+2)

[Book Your Seat >>](#)

[More Info >>](#)

Lesson 6

- Abstract Art

Lesson 7

- Pinhole Abstraction

Lesson 8

- Texture and Crystal Overlays

Lesson 9

- Paint Overlays / Mood and Grunge

Lesson 10

- Photo-Collage

Evaluation

- Portfolio Assessment
- Moving into Fine Art Photography

MARTIN OSNER

ARTIST STATEMENT: On a winter's day in 1984 "photography" and I met quite by accident, an encounter that redirected my life and changed it forever. Over the past twenty-eight years, while walking a path of self-discovery, my methodology has taken numerous detours. A journey that has refined a relaxed subconscious attitude, with a desire to express simplicity and honesty through my work. For me, a photograph holds an undeniable sense of realism, a new correlation that is easy to associate with. I see I understand; I experience, I connect. In my photography, I allow day to day life to provide inspiration and treat all subjects as a potential composition. I enjoy the conceptual transformation that a lens and camera offer. Although I have never been a dedicated painter, I see and experience the world in this way. Life is my canvas, and I often feel like a painter trapped in a photographer's body where lens and light have become an expressive substitute for paint and brushes. I usually create themes and grouping of images within my portfolio and on a given day, find myself working on a variety of projects at once, often taking years to complete. One of my great joys is using photography as a base to create mixed media pieces. I have adopted an intuitive approach resisting restriction to specific substrates, mediums or technique. Emotion and experimentation drive my creative process, and I allow the final artwork to evolve rather than containing its finality. In my work, I intently concentrate on elemental form, rhythm and pattern, allowing simplicity to engage visual impact. I contribute my style to several artists and photographers. The great artist and photographer Henri Cartier Bresson have inspired my social commentary and documentary work, and the teachings of Ansel Adams have influenced my landscape photography. On the other hand, many of my still-life and abstract studies have been described as painterly expressionistic, drawing influences through the works of Henri Matisse and of late Jackson Pollock. In my spiritual walk, I experience hours of peace and contentment when behind the lens of my camera and in my studio, creating art. I believe that my steps have been guided along an inventive and purposed path by an awesome and caring God. I have never doubted my love for photography or my burning passion for art. It is something I could never stop. It's what I do; it's what I love, it's who I am.



BIOGRAPHY: Born in Johannesburg, South Africa (1963), Martin Osner opened his first photographic studio in Johannesburg (1985), where he established a solid reputation as a professional photographer and artist. In 1993, he relocated to Pretoria and co-founded the National College of Photography, which today has become the premier photographic training institution in Southern Africa under Advtech, a listed company under the branding (Vega school). During this time he continued to run his commercial photography studio and earned numerous Professional Photography awards. In 2008, Osner moved to Cape Town to establish a photographic art gallery, which opened its doors in 2010 under his name. At the same time, he ceased all commercial photography pursuits, as he felt that he had to devote his full creative energy to his art. Then in 2013, still committed to teaching, Osner opened the "Martin Osner Photography School" in Hout Bay, where he lives. In 2012, he was invited by Canon Europe to take part in brand video production called "Power to your next step - landscape and portrait photography", a tutorial video that was packaged with new DSLR Canon cameras as an instructional aid. At the same time, he served as a Canon Ambassador / Explorer for seven years. Recently in May 2017, Martin expanded the gallery in Cape Town, and it was rebranded to the Art Photography Gallery. Shortly after that, in 2018 with his daughter, Samantha Lee Osner, who shares his passion for photographic art, they opened a private gallery in Hout Bay where they exhibit as a father-daughter collaborative. Over the last twenty-five years, Martin has taught hundreds of students pursuing photography as a career and thousands of keen amateur photographers. In his work, Osner eschews "straightforward" photography, favouring a more artistic vision that accords with his visual understanding and spiritual appreciation of the world. A multi-award-winning artist, including voted the best contemporary international artist 2008/2009 by Arteque art volume 3 (Masters of Today), his photography is characterised by an urge to explore, with the willingness to experiment and a desire to create. Concentrating intently on an elemental form, pattern and shape, paired with an inherent sense of restraint, he bears out his belief that simplicity is the cornerstone of successful imaging. Today Osner specialises in a contemporary portfolio of fine art photography, offering limited edition Giclée and traditional black & white vintage prints, into a collectors' market. His collection consists of ghostly abstract renditions, moody landscapes and social documentary and mixed media prints.